




NANTUCKET MEMORIAL AIRPORT


- 2007 monthly freight -

AIRLINE	JAN	FEB	MAR	APR	MAY	JUN	JUL	AUG	SEP	OCT	NOV	DEC	TOTAL
Cape Air (<i>KAP</i>)	61,206	45,725	65,014	62,196	55,541	76,554	80,032	91,157	59,553	62,643	55,810	64,205	779,636
Colgan (<i>USAirways - CJC</i>)	0	0	0	0	0	0	0	0	0	0	0	0	0
Continental Express (<i>BTA</i>)	Closed	Closed	Closed	Closed	Closed	0	0	0	0	Closed	Closed	Closed	0
Delta Airlines (Com Air)	Closed	Closed	Closed	Closed	Closed	0	0	0	0	Closed	Closed	Closed	0
Island Air (<i>ISA</i>)	96,276	78,361	97,552	94,689	144,028	200,687	243,148	339,040	179,314	111,992	78,525	124,473	1,788,085
JetBlue Airways	Closed	Closed	Closed	Closed	0	0	0	0	0	Closed	Closed	Closed	0
Nantucket Air (<i>ACK</i>)	0	0	0	0	0	0	0	0	0	0	0	0	0
Nantucket Shuttle	0	0	0	0	0	0	0	0	0	0	0	0	0
USAirways (<i>Piedmont - PDT</i>)	Closed	Closed	Closed	Closed	Closed	0	0	0	0	Closed	Closed	Closed	0
USAirways (<i>Air Wisconsin - AW</i>)	Closed	Closed	Closed	Closed	Closed	0	0	0	0	Closed	Closed	Closed	0
Wiggins-FedEx	19,218	21,109	26,394	32,295	51,676	67,204	70,136	70,437	36,679	26,701	24,131	26,446	472,426
Wiggins-UPS	26,762	28,586	34,155	44,456	75,346	101,550	111,890	84,243	34,089	36,709	37,585	18,021	633,392
Monthly Total	203,462	173,781	223,115	233,636	326,591	445,995	505,206	584,877	309,635	238,045	196,051	233,145	3,673,539
% Change Prior Year				(12.49)	(8.22)	(7.91)	0.13	8.05	(15.37)	(22.62)	(30.05)	(17.19)	


Color Code Key:



Adjusted



Estimate



Closed

