



NANTUCKET MEMORIAL AIRPORT
- yearly aircraft operations summary -
[An Operation is defined as either a takeoff or a landing]

OPERATIONS

December 2007

In the year 2000, annual airport operations, as reported by the Tower, reached a high of 170,367. Four years of declining traffic followed the softening economy in the aftermath of 9/11. In 2006 the operations had recovered to a total of 161,685. **2007 operations were off 7.1% from 2006.**

Air taxi operations by Cessna 402 operators Cape Air, Island Airlines and Nantucket Airlines reached a peak of 88,882 annual operations in 2000. After a 25% post 9/11 decline, operations for 2004, 2005 and 2006 showed a return to positive growth year over year.

Enplanements (number of passengers departing NMA) reached a peak of 302,161 passengers in the year 2000. In 2006 enplanements totalled 269,433.

Total 2006 operations (January - December 2006) were 9.6% above 2005. 2007 operations (January - December) were 7.1% below 2006.

Jack F. Wheeler
Environmental Coordinator



NANTUCKET MEMORIAL AIRPORT
 - yearly aircraft operations summary -
 [An Operation is defined as either a takeoff or a landing]

<i>Year</i>	<i>Comment</i>	<i>Operations</i>	<i>% Change Base Year</i>	<i>% Change Prior Year</i>
1970		39,642		N/A
1971		55,086		38.96
1972		46,664		(15.29)
1973		48,854		4.69
1974		51,556		5.53
1975		54,808		6.31
1976		56,203		2.55
1977		66,808		18.87
1978		78,241		17.11
1979		85,156		8.84
1980		101,878		19.64
1981	FAA Controllers' Strike	98,749		(3.07)
1982		105,449		6.78
1983		117,931		11.84
1984		131,369		11.39
1985		142,880		8.76
1986 <i>Base Year</i>	150,649	0.00	5.44
1987		150,188	(0.31)	(0.31)
1988	PBA Changeover; Poor Service	148,710	(1.29)	(0.98)
1989		151,328	0.45	1.76
1990		127,375	(15.45)	(15.83)
1991		133,139	(11.62)	4.53
1992		134,065	(11.01)	0.70
1993		115,522	(23.32)	(13.83)
1994		115,371	(23.42)	(0.13)
1995		126,941	(15.74)	10.03
1996		125,642	(16.60)	(1.02)
1997	Tower Upgraded to Level II	132,957	(13.31)	5.82
1998		152,673	1.34	14.83
1999		163,875	8.78	7.34
2000		170,367	22.16	11.68
2001		161,310	7.08	(5.32)
2002		152,963	1.54	(5.17)
2003		147,994	(1.76)	(3.25)
2004		144,267	(4.24)	(2.52)
2005		147,529	(2.07)	2.26
2006		161,685	7.33	9.60
2007	..through December 31, 2007..	150,200	(0.30)	(7.10)



NANTUCKET MEMORIAL AIRPORT

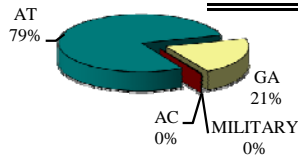
- 2007 monthly aircraft operations -

MONTH	ITINERANT					LOCAL		INSTRUMENT				TOTAL INSTRUMENT		
	AC	AT	GA	MILITARY	TOTAL ITINERANT	CIVIL	MILITARY	LOCAL	TOTAL OPERATIONS	AC	AT		GA	MILITARY
JAN	0	7412	1402	10	8824	28	4	32	8856	0	1442	214	4	1660
FEB	0	6925	1082	20	8027	29	0	29	8056	0	1016	149	6	1171
MAR	0	7893	1353	18	9264	54	1	55	9319	0	1449	251	11	1711
APR	0	8220	1490	13	9723	50	4	54	9777	0	2168	382	16	2566
MAY	11	10982	2678	16	13687	16	0	16	13703	10	2676	754	2	3442
JUN	38	11950	3447	8	15443	10	24	34	15477	34	3974	1394	36	5438
JUL	50	13645	5207	20	18922	44	0	44	18966	46	7079	2830	6	9961
AUG	62	14387	5452	30	19931	27	2	29	19960	61	5597	2629	6	8293
SEP	44	11317	3758	46	15165	61	10	71	15236	41	3684	1205	14	4944
OCT	0	9619	2350	29	11998	14	19	33	12031	0	3508	914	30	4452
NOV	0	8327	1917	9	10253	10	14	24	10277	0	1399	423	3	1825
DEC	0	7254	1257	11	8522	12	8	20	8542	0	1822	366	9	2197
TOTAL	205	117931	31393	230	149759	355	86	441	150200	192	35814	11511	143	47660

Monthly figures representing total aircraft operations and the associated types reported by the Nantucket Air Traffic Control Tower for **Itinerant** ops.

are as follows:

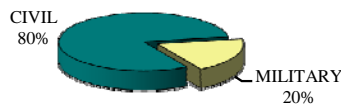
<i>Air Carrier</i>	205
<i>Air Taxi</i>	117931
<i>General Aviation</i>	31393
<i>Military</i>	230
	149759



Monthly figures representing total aircraft operations and the associated types reported by the Nantucket Air Traffic Control Tower for **Local** ops.

are as follows:

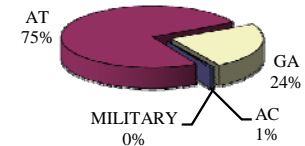
<i>Civil</i>	355
<i>Military</i>	86
	441



Monthly figures representing instrument aircraft operations and the associated types reported by the Nantucket Air Traffic Control Tower for **Instrument** ops.

are as follows:

<i>Air Carrier</i>	192
<i>Air Taxi</i>	35814
<i>General Aviation</i>	11511
<i>Military</i>	143
	47660



NANTUCKET MEMORIAL AIRPORT

- monthly aircraft operations -

